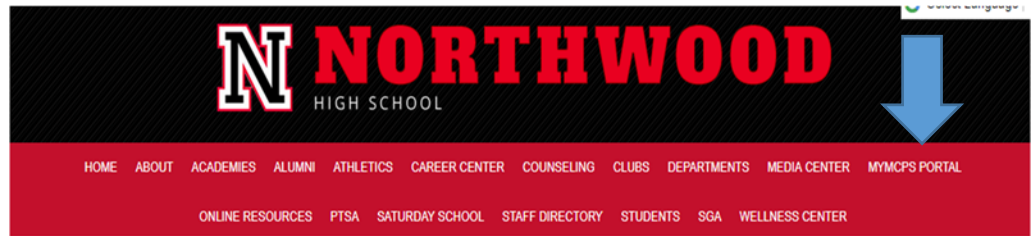
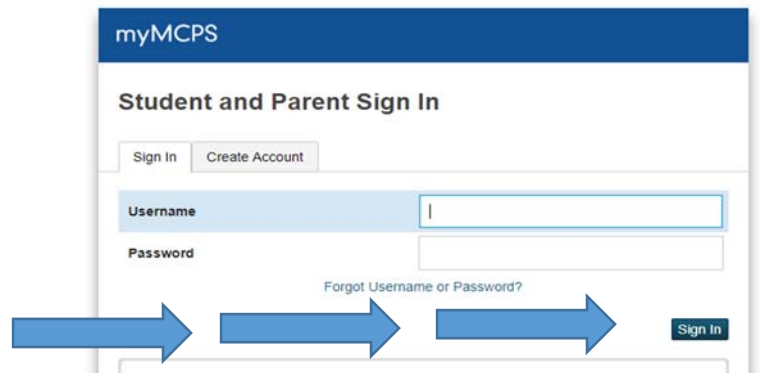


Student Registration Directions: Northwood HS 2019-2020

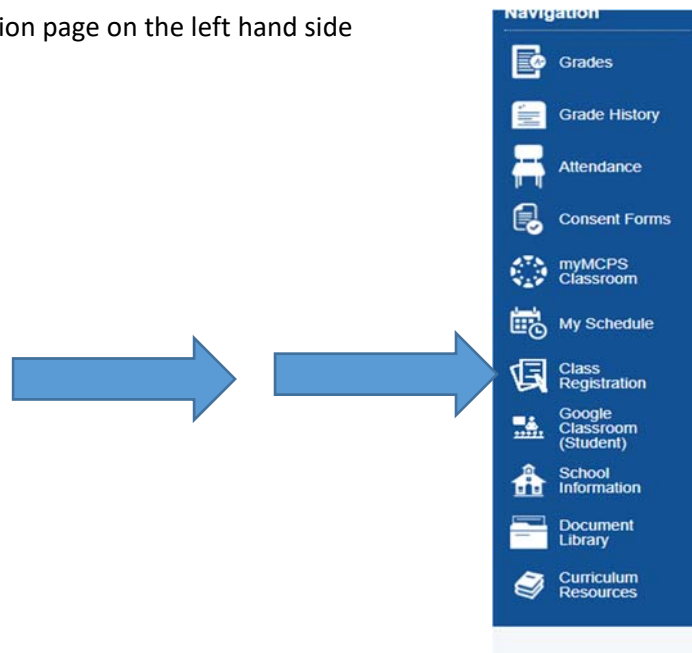
1. Go to Northwood High School's homepage.




2. Log into the MyMCPs Portal.
Username: Student ID
Password: same password used for the Chromebook




3. Go to the Class Registration page on the left hand side



- Click the pencil and paper icon to open courses.
(The **Red** exclamation point (!) means you have not met the minimum graduation requirements and need to add a course.)

Welcome to the Northwood HS Class Registration System for 2019-2020 



You will select your courses for each semester. It is important to consider your teachers' recommendations posted on each screen. Be sure to scroll to the bottom of each screen to see all the options. If you have questions, ask the counselor to help you.

View course requests

English	Click the edit button to request a course	
ESOL	Click the edit button to request a course	
Mathematics	Click the edit button to request a course	
Science	Click the edit button to request a course	
Social Studies	Click the edit button to request a course	
Technology Education	Click the edit button to request a course	
World Language	Click the edit button to request a course	
Business Management and Finance	Click the edit button to request a course	
Visual Arts	Click the edit button to request a course	
Music	Click the edit button to request a course	

- Look for the bolded course(s), which are your teachers' recommendation for next year. After making your selection, click the box to the left to add the course. You will need an 'A' course for semester 1 and a 'B' course for Semester 2. You must click both to earn 1.0 full credit.

Mathematics

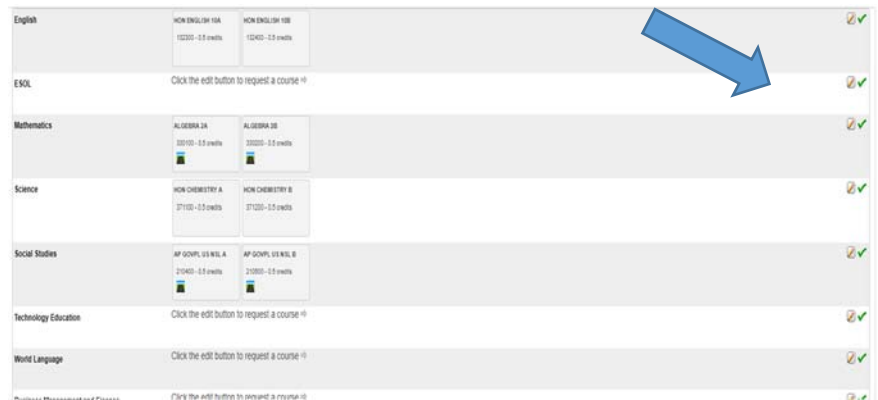
<input type="checkbox"/>	Course Name	Number	Course Description	Credits	Prerequisite Note	Alerts
<input type="checkbox"/>	2YR Algebra 2 A	331500		0.5		
<input type="checkbox"/>	2YR Algebra 2 B	331600		0.5		
<input type="checkbox"/>	2YR Algebra 2 C	331700		0.5		
<input type="checkbox"/>	2YR Algebra 2 D	331800		0.5		
<input type="checkbox"/>	ALGEBRA 1A	311100		0.5		
<input type="checkbox"/>	ALGEBRA 1A 40	311140		0.5		
<input type="checkbox"/>	ALGEBRA 1B	311200		0.5		
<input type="checkbox"/>	ALGEBRA 1B 40	311240		0.5		
<input checked="" type="checkbox"/>	ALGEBRA 2A	330100		0.5		Recommended Abifoluwa Shitta-bey
<input checked="" type="checkbox"/>	ALGEBRA 2B	330200		0.5		Recommended Abifoluwa Shitta-bey

<< first < prev 1 2 3 4 next > last >>

You may select between 2 and 4 courses. You have selected 2 course(s).

Cancel Okay

6. Every content section needs a green check mark.




English	HON ENGLISH 10A 10200 - 1.5 credits	HON ENGLISH 10B 10400 - 1.5 credits	
ESOL	Click the edit button to request a course		
Mathematics	ALGEBRA 2A 30100 - 1.5 credits	ALGEBRA 2B 30200 - 1.5 credits	
Science	HON CHEMISTRY A 37100 - 1.5 credits	HON CHEMISTRY B 37200 - 1.5 credits	
Social Studies	AP GOVPL US HSL A 21040 - 1.5 credits	AP GOVPL US HSL B 21080 - 1.5 credits	
Technology Education	Click the edit button to request a course		
World Language	Click the edit button to request a course		

7. You need 7 credit hours (remember, "A" is .5 and "B" is .5). The bottom of the page shows how many credit hours you registered for the 2019-2020 school year.

Requires between 2 and 14 credit hours.
Requesting 7 credit hours.
Requesting 0 additional credit hours.

8. Click Submit at the bottom of the screen



**The courses you add on the computer should be the courses you checked off on the paper registration card.
Be sure to add 2 alternative elective courses on the registration card.**