

Getting Started with Kindergarten Online Registration

Table of Contents

[I am New to MCPS and I Need a ParentVUE Account to Register my Child for Kindergarten.](#)

[How do I access ParentVUE after activating my account?](#)

[How Do I Access Online Registration with My ParentVUE Account?](#)

[What if I did not receive a parent activation email or mailer?](#)

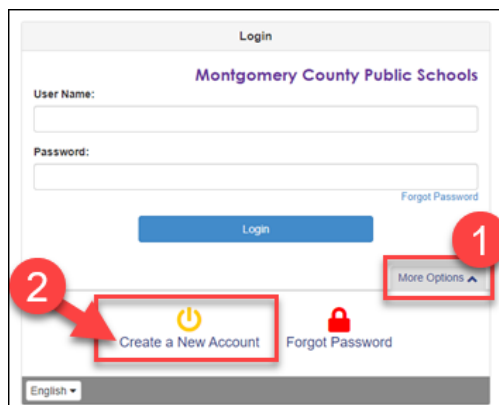
[How do I activate my ParentVUE account for the first time?](#)

I am New to MCPS and I Need a ParentVUE Account to Register my Child for Kindergarten.

Enrollment of new students to MCPS for Kindergarten will be completed in **ParentVUE** using **Online Registration**. If you are a current parent of an MCPS student with an activated ParentVUE account, click the “Online Registration” link in ParentVUE and select the registration type described in step #9.

Parents who are new to MCPS will need to create a new ParentVUE account before enrolling your student in a pre-K/Kindergarten program. To create your ParentVUE account, follow these steps:

1. From a web browser (Google Chrome is recommended), navigate to https://md-mcps.edupoint.com/PXP2_OEN_Login.aspx.
2. Click the “Create a New Account” button.

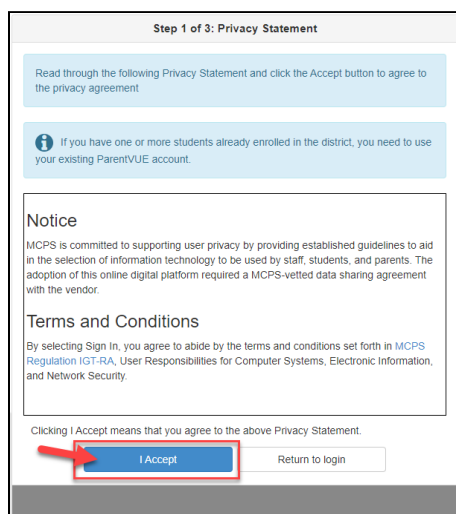


Please answer the following question(s) before proceeding.

- You will be prompted with four questions to check if you already have an account in the system. You have to answer No to all four questions and click continue to create a new ParentVUE account.

NOTE: An answer of “yes” to any question indicates that an account for you may already exist. If you do not know your existing account information, please reach out to your local school or our [community tech support](#) for assistance.

- Click the Accept button when prompted with the Privacy/Acceptable Use policy.



Step 1 of 3: Privacy Statement

Read through the following Privacy Statement and click the Accept button to agree to the privacy agreement

i If you have one or more students already enrolled in the district, you need to use your existing ParentVUE account.

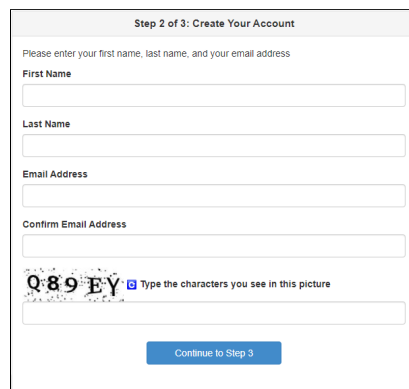
Notice
 MCPS is committed to supporting user privacy by providing established guidelines to aid in the selection of information technology to be used by staff, students, and parents. The adoption of this online digital platform required a MCPS-vetted data sharing agreement with the vendor.

Terms and Conditions
 By selecting Sign In, you agree to abide by the terms and conditions set forth in MCPS Regulation IGT-RA, User Responsibilities for Computer Systems, Electronic Information, and Network Security.

Clicking I Accept means that you agree to the above Privacy Statement.

I Accept Return to login

- Enter a First Name, Last Name, and Email Address (a valid email is required to activate your account). Enter the security code pictured and click the **Continue to Step 3** button.



Step 2 of 3: Create Your Account

Please enter your first name, last name, and your email address

First Name

Last Name

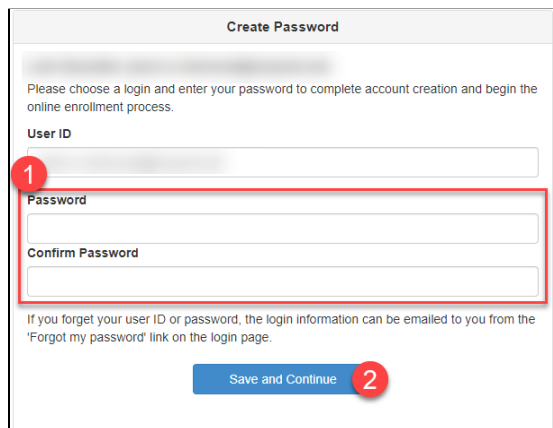
Email Address

Confirm Email Address

Q 8 9 E Y Type the characters you see in this picture

Continue to Step 3

- You will receive an email from NoReplySynergy@mcpsmd.org. Click the link in the email to finish the registration of your account.
- Create a Username (you may use your email address) and password.



Create Password

Please choose a login and enter your password to complete account creation and begin the online enrollment process.

User ID

1

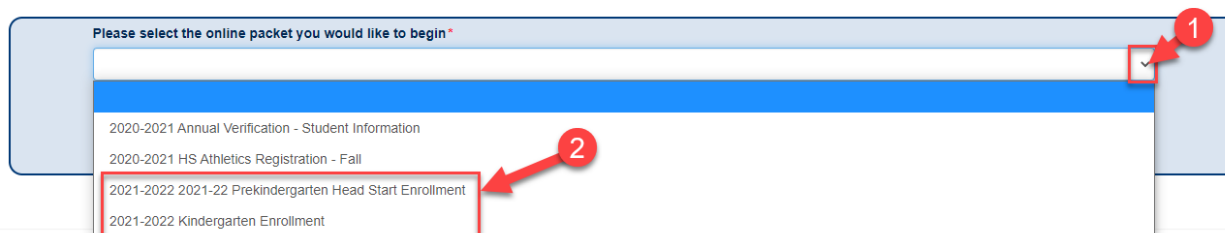
Password

Confirm Password

If you forget your user ID or password, the login information can be emailed to you from the "Forgot my password" link on the login page.

Save and Continue 2

8. Now you are logged in to the Online Registration page.
9. Select the 2021-2022 Kindergarten Enrollment option from the menu.



Please select the online packet you would like to begin*

1

2

2020-2021 Annual Verification - Student Information

2020-2021 HS Athletics Registration - Fall

2021-2022 2021-22 Prekindergarten Head Start Enrollment

2021-2022 Kindergarten Enrollment

10. Click "Begin Registration".

[Begin Registration >](#)

How do I access ParentVUE after activating my account?

To access ParentVUE again after you have activated your account:

1. Navigate to https://md-mcps.edupoint.com/PXP2_Login.aspx.
2. If prompted, select **I am a parent**.

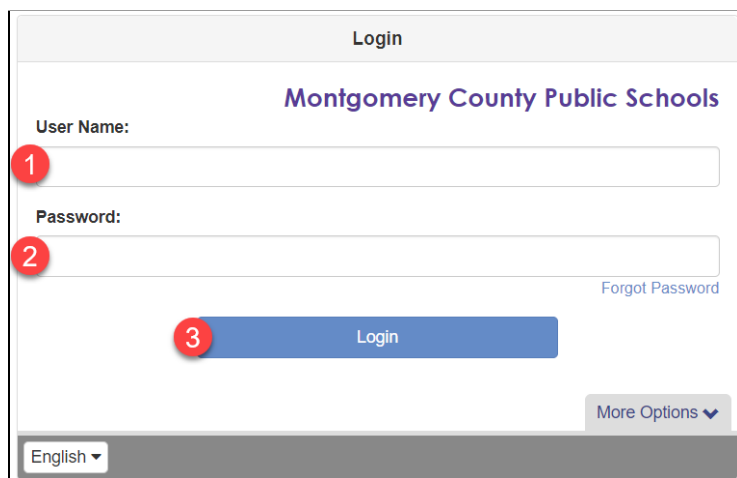


ParentVUE and StudentVUE Access


I am a parent >

I am a student >

3. Enter the **User Name** and **Password** you created during the account activation process

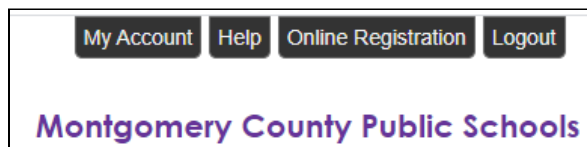


4. You are now in **ParentVUE**.



How Do I Access Online Registration with My ParentVUE Account?

1. The Kindergarten Registration is located in the Online Registration Module of ParentVUE. Click on the **Online Registration** button in the upper right hand corner of your ParentVUE screen.



2. Select the *2021-2022 Kindergarten Enrollment* option from the menu.

Please select the online packet you would like to begin *

2020-2021 Annual Verification - Student Information

2020-2021 HS Athletics Registration - Spring

2021-2022 Kindergarten Enrollment

2021-2022 Prekindergarten Head Start Enrollment

3. Click "Begin Registration".

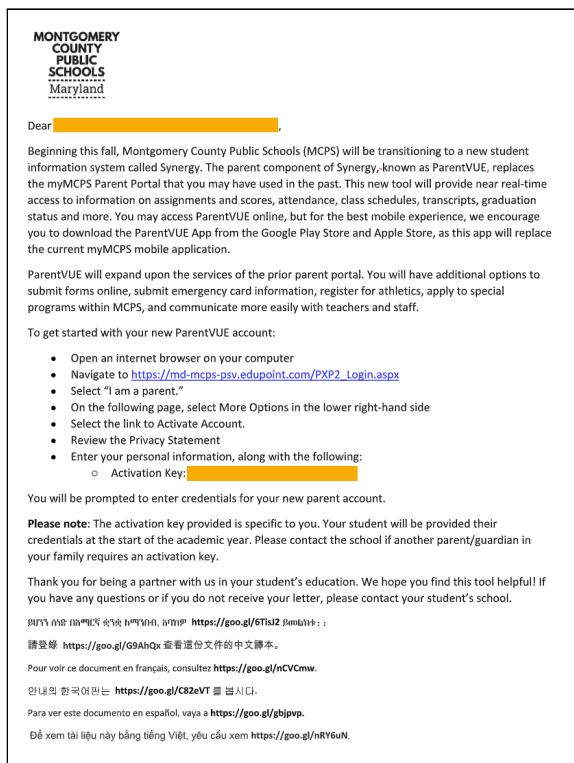
[Begin Registration >](#)

What if I did not receive a parent activation email or mailer?

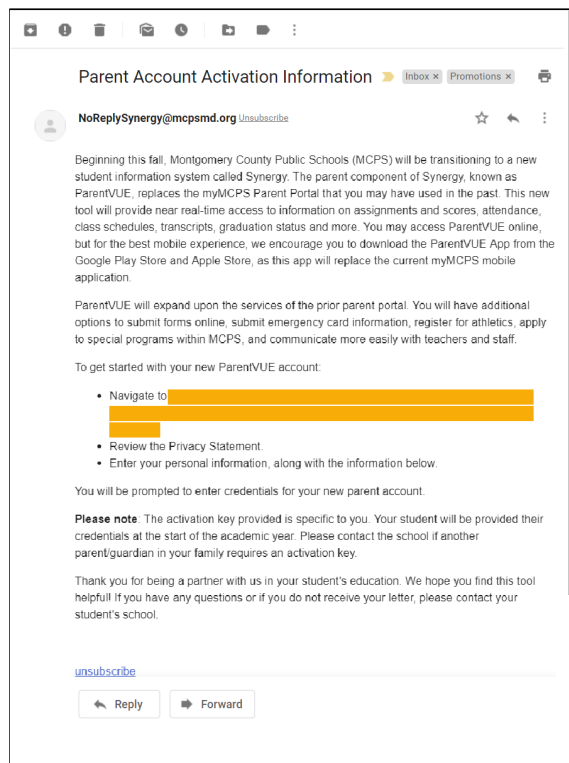
Parent activation emails and letters were sent to parents with a valid email or home address on file and who have education rights, custody, and if contact is allowed for their student. If you did not receive an activation email or mailer, contact the school and provide a valid email address or verify the home address is current. If there is a previous custody concern on record, contact the school to make sure that the correct settings are marked for education rights, custody, and contact for each parent/guardian listed.

How do I activate my ParentVUE account for the first time?

As a result of our transition to the Synergy Student Information System, the previous myMCPS Parent Portal has been replaced with a new parent portal application called ParentVUE. To access ParentVUE, parents/guardians will need to activate a new parent portal account. In order to activate your account, MCPS parents/guardians will receive an account activation letter that includes a unique Activation Key or URL necessary for setting up a ParentVUE account. If you are a new parent who has never enrolled a student in MCPS before, you will need to contact the school directly before receiving a ParentVUE account.



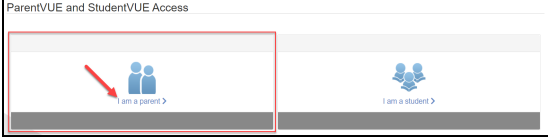
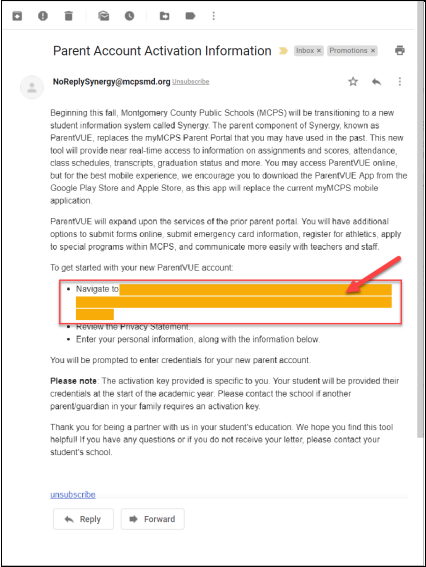
Sample Activation Letter

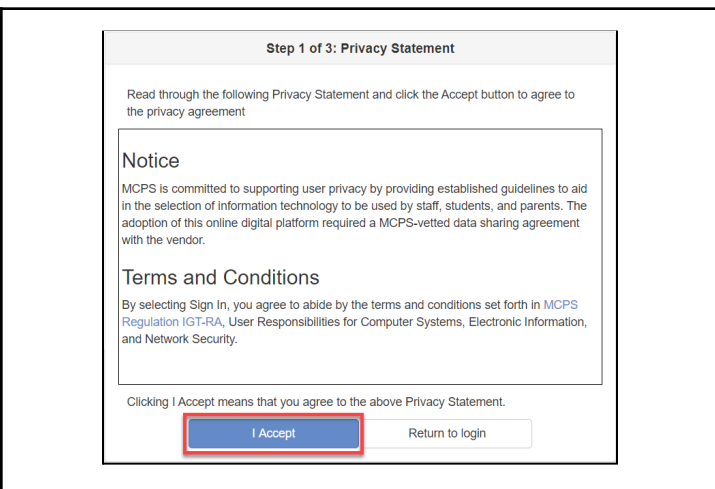
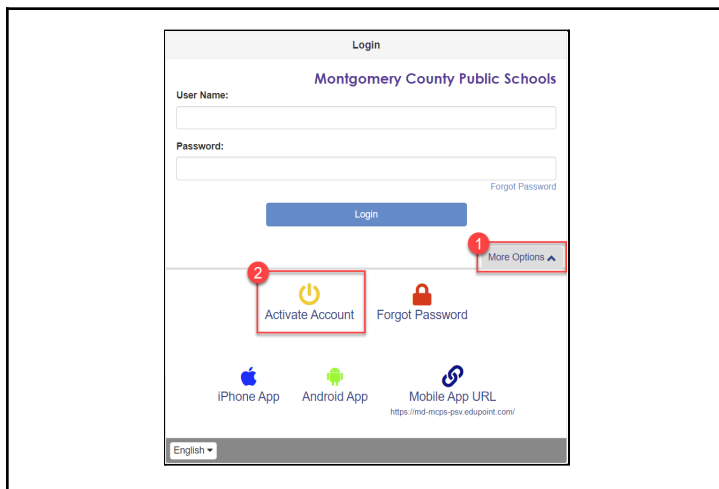


Sample Activation Email

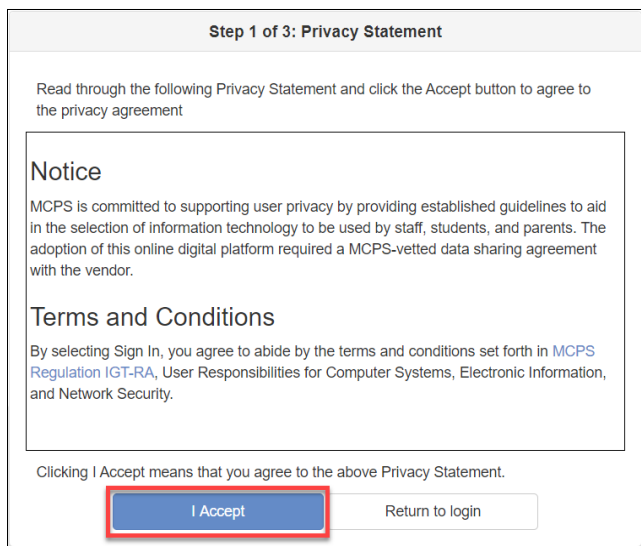
PLEASE NOTE: Account activation directions vary slightly between those detailed in an email and those received by mail. Emailed activation letters contain a unique URL that automatically connects the existing parent record

information and therefore does not require you to enter your name and activation key. Please review the directions below that are specific to activating your account if you have received the account activation mailer or an activation email.

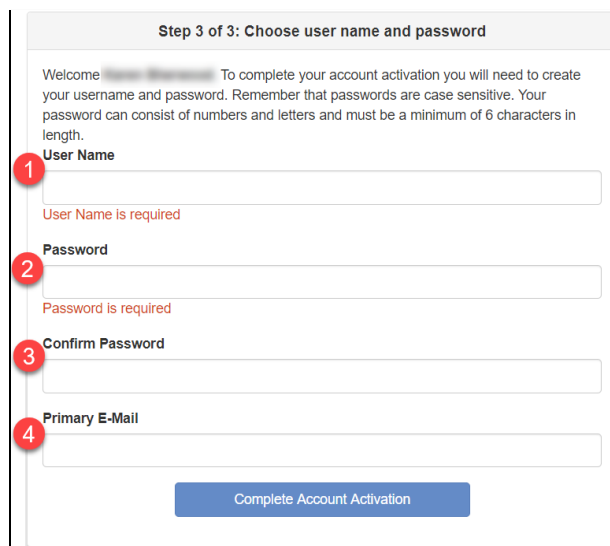
Mailer Activation Directions	Email Activation Directions
<p>Step 1: Navigate to md-mcps-psv.edupoint.com and select "I am a parent"</p> 	<p>Step 1: Click on the unique link provided in the email. Please note: The activation link provided is specific to you and includes the activation key necessary for activating your account.</p> 
<p>Step 2: In the lower right hand corner of the login page, select "Activate Account"</p>	<p>Step 2: Review the Privacy Statement and click "I Accept"</p>



Step 3:
Review the **Privacy Statement** and click **“I Accept”**



Step 3:
Enter a **User Name, Password, and Primary E-Mail** and click **“Complete Account Activation”**



Step 4:
Enter your **First Name, Last Name** and the **Activation Key** exactly as they appear in your account activation letter, then click **“Continue to Step 3”**

You are now in **ParentVUE!**

Step 2 of 3: Sign In with Activation Key

Please enter your first name, last name and the 7 character authentication key (provided to you by the district), to activate your ParentVUE account:

- 1 First Name
- 2 Last Name
- 3 Activation Key

[Continue to Step 3](#)

Montgomery's largest school district


MONTGOMERY COUNTY PUBLIC SCHOOLS

Montgomery County Public Schools is a public school district serving the Montgomery County, Maryland, United States. The district is one of the largest in the state, with over 100,000 students and 10,000 employees. The district is known for its commitment to academic excellence and its diverse student body. The district's website provides information on its programs, services, and contact information.

To get the most out of your new ParentVUE account:

- Visit our website, [www.mcp.edu](#)
- Contact us at [301.279.3000](tel:3012793000)
- Visit the ParentVUE page, [www.mcp.edu/parentvue](#)
- Visit the ParentVUE page, [www.mcp.edu/parentvue](#)
- Visit the ParentVUE page, [www.mcp.edu/parentvue](#)

Remember, the ParentVUE system is only available to users who have been granted access. If you are having trouble logging in, please contact your administrator. Thank you for using ParentVUE!



Step 5: Enter a **User Name, Password, and Primary E-Mail** and click **“Complete Account Activation”**

Step 3 of 3: Choose user name and password

Welcome [Name] To complete your account activation you will need to create your username and password. Remember that passwords are case sensitive. Your password can consist of numbers and letters and must be a minimum of 6 characters in length.

- 1 User Name
- 2 Password
- 3 Confirm Password
- 4 Primary E-Mail

[Complete Account Activation](#)

You are now in **ParentVUE!**

