

WELCOME

to

Mrs. Schwartz's

Kindergarten

Classroom

about ME

meet your **TEACHER**



- 24th year of teaching
- Family: Emilia (8), Ryker (10), Juliette (14), Cayla (16), and husband Michael
- Hobbies: baking, cooking, exercising, outdoor activities
- Stone Mill Family

our SPECIALS schedule

Monday: Art

Tuesday: PE

Wednesday: Media/Counseling

Thursday: Art

Friday: NONE

**Make sure to wear tennis shoes on PE days!*

LUNCH & RECESS

Lunch : 11:30 - 12:00

Recess: 12:00 - 12:30

- You can access the lunch calendar on our school website or MCPS website
- Pay for lunch through [MySchoolBucks.com](https://www.myschoolbucks.com)
- Students will be outside for recess daily—dress appropriately


Our CLASSROOM

EUREKA MATH TIPS FOR PARENTS

GRADE K | MODULE 1 | TOPIC C | LESSONS 7-11

KEY CONCEPT OVERVIEW

During the next week, our math class will learn about numbers to 5 as students count objects arranged in different **counting configurations** and answer the question, "How many?" Students will break apart the numbers 3, 4, and 5 and find their **hidden partners**. For example, "I see 4 cubes and 1 cube hiding inside the 5-cube stick" (See image.) Students will listen to simple number stories. ("There are 3 flowers. Two flowers are red, and 1 flower is yellow.") Then students will determine a matching expression: $2 + 1$ or $1 + 2$.



You can expect to see homework that asks your child to do the following:

- Count objects up to 5 in linear configurations (**5-group**) and determine the total.
- Color objects to find hidden partners inside groupings of 3, 4, and 5. For example, "There are 3 circles. I see 2 shaded circles and 1 unshaded circle hiding inside 3."



- Color shapes or draw lines to show an expression (e.g., $4 + 1$).

SAMPLE PROBLEM (From Lesson 10)

Color 2 stars to see the hidden partners.

Count the objects. Circle the total number.



GRADE K | MODULE 1 | TOPIC C | LESSONS 7-11

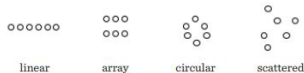
HOW YOU CAN HELP AT HOME

- During snack time, invite your child to arrange and count up to five fish-shaped crackers (or other small snack foods) in a line, a circle, and a scattered configuration. Encourage your child to show his counting path with a finger. For an added challenge, gradually increase the total number of items to 10.
- Hidden Partners with Dice: Roll a die and call out the number (e.g., "4"). Invite your child to find the hidden partners (e.g., "I see 1 and 3 hiding inside 4"). Note: If you roll a one, roll again until you get a higher number so your child can practice finding hidden partners.
- Invite your child to show the numbers 3, 4, and 5 on her fingers, using various combinations of fingers. Point out the hidden partners by saying, for example, "You found 2 and 2 hiding inside 4."



TERMS

Counting configurations: Various arrangements of objects for counting.



Hidden partners: Two smaller numbers that add up to the total. For example, "2 and 3 are hiding inside 5."

5-group: A math drawing with up to two rows of 5 dots per row, used to draw special attention to the 5 in numbers 6-10.



Classroom NEWS



Week of:
September 11

Homework

Mon	Tues	Wed	Thurs
Math Lesson 9	Math Lesson 10	Math Lesson 11	Math Lesson 12
Fri - Math Lesson 13, Optional			

What We're Learning:

Reading: Identify characters and answer questions about key details.


Math: Count objects in linear and array configurations within 5 to determine the total.

Science: Make observations to determine the effect of sunlight on Earth's surface.

Social Studies: Reasons for classroom rules. Classroom and family rights and responsibilities.

Grading Scale:
P: Proficient | I: In Progress | N: Not Yet

Calendar



*9/14 Back To School Night

*9/22 Early Release @ 1:15

*9/25 No School

Contact Information

Kelly_A_Grunberg@mcpssmd.org
Evelyn_Y_Schwartz@mcpssmd.org
Amy_Wynant@mcpssmd.org

daily HOMEWORK

- Eureka Succeed book
- One lesson daily which matches the problem set
- Read daily

class REWARDS

- Individual:
 - Class Dojo points
 - Sticker books
 - Quiet Critters
 - Positive Praise
- Table Points
- Classroom Warm Fuzzies



FIELD TRIPS

- Payment will be submitted through [SchoolCash Online](#)
 - Can be found on the school website, MCPS website under Parent resources, and in Dr. Williams' monthly Tiger Tails newsletter
- Payment **first**, then send in permission slip
- Chaperones will be notified

ODDS & ENDS

- **Volunteers** are welcome but need to be scheduled in advance. I will start in October.
- **Star of the Week:** Based on your child's birthday or ½ birthday
- **Class Parent Contact list:** Use the list to arrange playdates/birthdays; no invitation distribution in school
- **Conferences:** Will be held in November
 - If you need an interpreter, let me know asap
- **Library Books:** Can be exchanged daily

ODDS & ENDS

- **Absences:** Notify teacher AND Gabby Gilliam, our attendance secretary, OR use the absence form in the Quick Link section on SMES website, ALSO notify Academy if your child attends
- **Illness:** Students must stay home 24 hours after no fever
- **Classroom Donations:** Amazon wishlist throughout the year will be updated

let's **CONNECT**

Here's how we can stay in touch:

Evelyn_Y_Schwartz@mcpsmd.org
240.740.5450

time for **QUESTIONS**