



Name \_\_\_\_\_ Grade in September 2019 \_\_\_\_\_

# Summer Book Camp



Rising 1<sup>st</sup> and 2<sup>nd</sup> Grade Students

June 2019



Dear Parents/Guardians:

This time of year the question that parents most often ask is, “*What can I do to help my child continue reading over summer vacation?*” Summer is the perfect time for families to read for enjoyment and for students to maintain or increase their reading ability. Similar to other skills, such as basketball or playing an instrument, reading practice is necessary to become good at it. The more you practice, the better you will be.

At Garrett Park, we are inviting all of our students to participate in SUMMER BOOK CAMP! Students are *highly encouraged* to read many books over the summer. Research suggests that students need to read a minimum of 20 minutes each day in order to maintain their current reading level over the summer. Students have heard a variety of announcements on GPTV to get them excited about our new at-home program. Please look through the following pages to learn the details.

The public libraries maintain a list of recommended titles for each grade level, as well as a large selection of other books of choice. Reading aloud is another option for students to experience great books. Parents, siblings, or other family members all can read books of interest. Students can check out audio books read by a variety of actors and actresses from the local library.

Summer Book Campers should return this entire packet to their homeroom teacher no later than *Tuesday, September 10, 2019*. Campers will be invited to eat their lunches with some of their grade level teachers and fellow campers! A special treat will be provided to congratulate them!

Garrett Park Elementary School thanks you for supporting the reading achievement of your child. It is anticipated that reading throughout the summer will sharpen skills, broaden background knowledge, improve vocabulary, and allow the pleasurable experience of getting lost in a good book. *Nothing* prepares a child for academic success like consistent reading.

Sincerely,

The Garrett Park Staff





# Get Caught Reading!

Where were you caught reading this summer? We want to know where our Garrett Park Raccoons were reading. On the bottom of this page, place a photograph of you reading and write a caption! If you do not have a photograph, you can draw a picture of yourself. The pictures will be displayed around the school so that your friends can see the great places that you read this summer!

Name (First and Last): \_\_\_\_\_ Grade: \_\_\_\_\_



\_\_\_\_\_  
\_\_\_\_\_

The Ultimate Summer Book Camper will read every Monday through Friday for 20 minutes during the summer months. After reading each day, complete one of the activities below. Then, on your calendar color in the box of the matching day.

## JULY 2019

SUNDAY	MONDAY	TUESDAY	WEDNESDAY	THURSDAY	FRIDAY	SATURDAY
	1	2	3	4	5	6
7	8	9	10	11	12	13
14	15	16	17	18	19	20
21	22	23	24	25	26	27
28	29	30	31			

## AUGUST 2019

SUNDAY	MONDAY	TUESDAY	WEDNESDAY	THURSDAY	FRIDAY	SATURDAY
				1	2	3
4	5	6	7	8	9	10
11	12	13	14	15	16	17
18	19	20	21	22	23	24
25	26	27	28	29	30	31

# Summer Reading Ideas



Read at  
night.

Read a  
new book  
from the  
library.

Read a  
magazine.

Read next  
to a  
window.

Read  
while it  
rains.

Read  
nonfiction.

Read with  
a  
flashlight.

Read with  
a friend.

Read in a  
whisper  
voice.

Read  
on a  
bus.


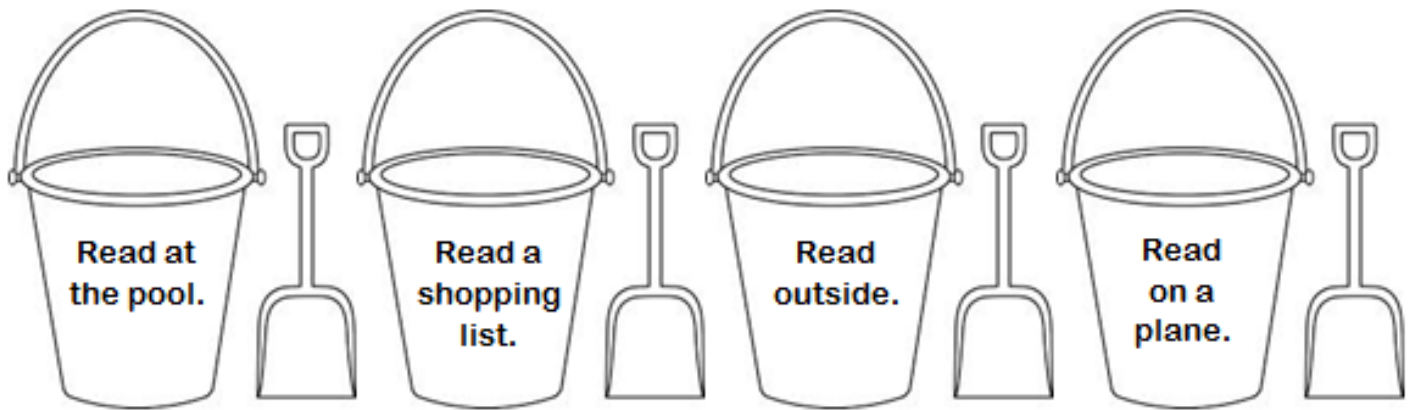

Read to  
a pet.

Read  
on the  
beach.

Record  
yourself  
reading.

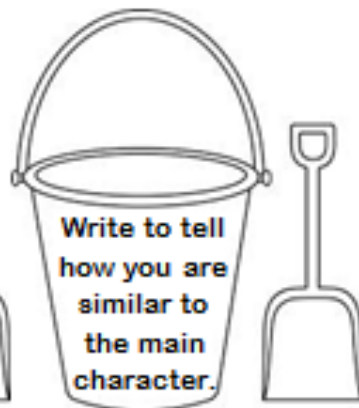

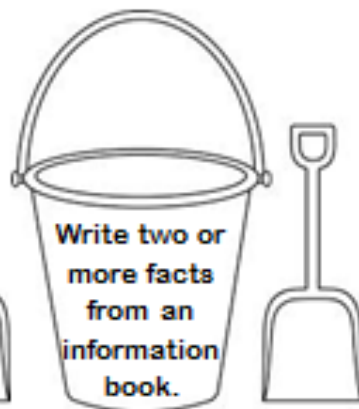
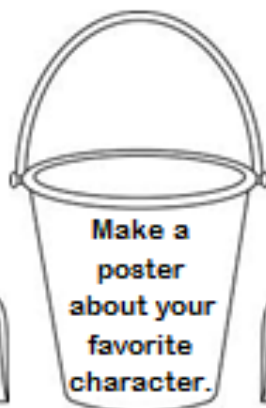
Read to a  
stuffed  
animal.

Invite a  
friend to  
trade  
books.



# Summer Writing Ideas

It is also important for children to practice their writing over the summer. For this reason, we have included written response activities for your child to complete. Being able to write about the books they are reading, shows they comprehend the text. In addition to the attached worksheets, we have provided the list below to give other ideas for writing in response to reading. If your child is not a fluent writer, you can write their ideas for them or just have them verbally share their ideas.





Setting: \_\_\_\_\_

Book Title: \_\_\_\_\_

Author: \_\_\_\_\_

# Story Flag

Characters: \_\_\_\_\_

Favorite Part: \_\_\_\_\_

Name \_\_\_\_\_

Date \_\_\_\_\_



Name: \_\_\_\_\_ Date: \_\_\_\_\_

# CHARACTER CHART

Choose a character from the book (or your own story). Then complete the chart.

Name of Book (or Story):

Character's Name:

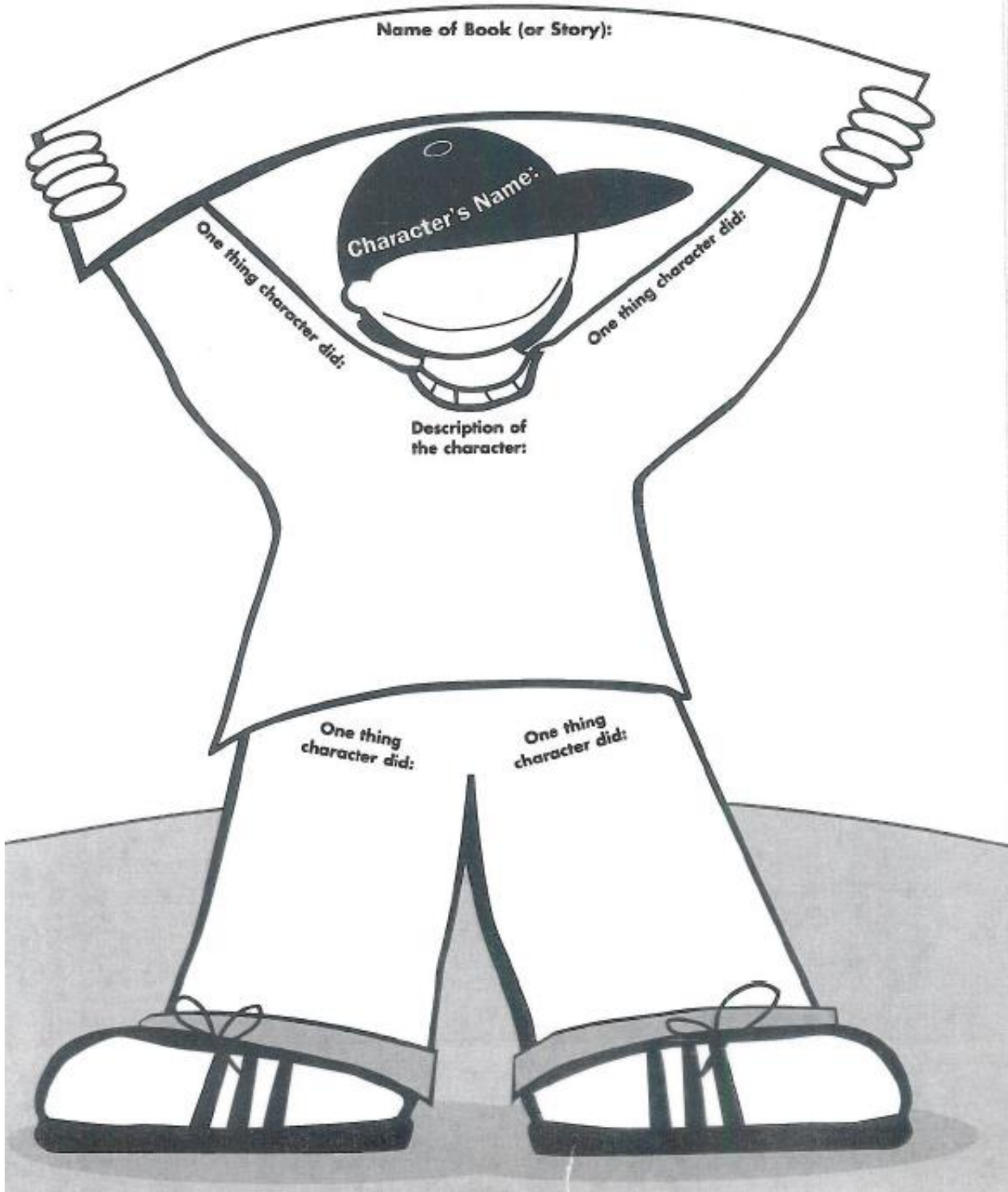
One thing character did:

One thing character did:

Description of the character:

One thing character did:

One thing character did:



Name: \_\_\_\_\_ Date: \_\_\_\_\_

# Balloon Retelling

Title: \_\_\_\_\_

**Middle**





**Beginning**

**End**

Name: \_\_\_\_\_ Date: \_\_\_\_\_

# Character Columns

Title: \_\_\_\_\_ Character: \_\_\_\_\_

* * * sees 	* * * does 	* * * feels 	* * * thinks 



Name: \_\_\_\_\_

Date: \_\_\_\_\_

# Vocabulary Quilt

As you read, write new words in the squares. Write the meanings of the words, too. If you can't figure out the meaning of a word, look it up in a dictionary.

The worksheet is designed to look like a quilt. It features a dark grey, wavy border with four star-shaped ornaments at the corners. The central area is divided into four squares by a vertical and a horizontal line of 'X' marks, representing quilt stitching. Each square contains a 'word:' label followed by a blank line for writing. The intersections of the stitching lines are marked with diamond shapes containing a star.

word: \_\_\_\_\_

word: \_\_\_\_\_

word: \_\_\_\_\_

word: \_\_\_\_\_