


Name: \_\_\_\_\_ Grade in September 2019 \_\_\_\_\_


's

# Summer Camp Journal



For rising 3<sup>rd</sup>, 4<sup>th</sup>, and 5<sup>th</sup> grade students

June 2019



Dear Parents/Guardians:

This time of year the question that parents most often ask is, “*What can I do to help my child continue reading over summer vacation?*” Summer is the perfect time for families to read for enjoyment and for students to maintain or increase their reading ability. Similar to other skills, such as basketball or playing an instrument, reading practice is necessary to become good at it. The more you practice, the better you will be.

At Garrett Park, we are inviting all of our students to participate in SUMMER BOOK CAMP! Students are **highly encouraged** to read many books over the summer. Research suggests that students need to read a minimum of 20 minutes each day in order to maintain their current reading level over the summer. Students have heard information all week during the morning announcements to get them excited about our at home reading program. Please look through the following pages to learn the details.

The public libraries maintain a list of recommended titles for each grade level, as well as a large selection of other books of choice. Reading aloud is another option for students to experience great books. Parents, siblings, or other family members all can read books of interest. Students can check out audio books read by a variety of actors and actresses from the local library.

Summer Book Campers should return this entire packet to their homeroom teacher no later than **Tuesday, September 10, 2019**. Campers will be invited to eat their lunches with some of their grade level teachers and fellow campers! A special treat will be provided to congratulate them!

Garrett Park Elementary School thanks you for supporting the reading achievement of your child. It is anticipated that reading throughout the summer will sharpen skills, broaden background knowledge, improve vocabulary, and allow the pleasurable experience of getting lost in a good book. **Nothing** prepares a child for academic success like consistent reading.

Sincerely,

The Garrett Park Staff






# Get Caught Reading!

Where were you caught reading this summer? We want to know where our Garrett Park Raccoons were reading. On the bottom of this page, place a photograph of you reading and write a caption! If you do not have a photograph, you can draw a picture of yourself. The pictures will be displayed around the school so that your friends can see the great places that you read this summer!

Name (First and Last): \_\_\_\_\_ Grade: \_\_\_\_\_





The Ultimate Summer Book Camper will read every Monday–Friday during the summer months. After reading each day, complete one of the activities below. If the activity involves writing, complete it in your Summer Camp Journal. Then, on your calendar, write the LETTER(S) of the activity you completed on the day you completed it. If you run out of paper, add some of your own paper.

- A. Find your favorite passage and read it aloud.
- B. The main character is coming to your school. Will they fit in? Why or why not?  
Write your answer in your journal.
- C. Pretend you are a talk show host asking the main character where he or she will be in five years. Write what you think the character would say in your journal.
- D. Write a letter to one character in the story.
- E. Draw a scene from the story. Include a lot of details and write a caption to go with it.
- F. Make a travel brochure about the setting of the story. You may want to include where it is located and interesting facts about the place. Convince someone to visit this place.
- G. Compare the story with another story you've read.
- H. Write a postcard to a friend as if you were a character in the story.
- I. Define and illustrate the definition of a few unfamiliar words.
- J. Think of a new title for your story. Write about why it is better in your journal.
- K. Explain the similarities between you and the main character.
- L. Explain the differences between you and the main character.
- M. Write a poem about your story that would convince a friend to read it.
- N. Who is the narrator of the story? How would it change if it was told from another character's point of view?
- O. Add a new character to the story. Rewrite one part of the story with him or her in it.
- P. Describe each character in the story using only one word.
- Q. Imagine you are the author of the story and describe your favorite scene in the story.
- R. Imagine you are the illustrator of the story and draw your favorite part of the story.
- S. Write another ending for the story.
- T. Write out the sequence of events from the story on a timeline.
- U. Write a letter to the main character giving him or her advice.

- V. Write a sequel to the story. What would happen in another chapter about these characters?
- W. Rewrite the story so the main characters are animals or if the characters are animals, make them humans.
- X. Write a song that goes with your story.
- Y. Read non-fiction today and learn something new. Write about it in your journal.
- Z. Read to your pet, real or imagined (stuffed animal).
- AA. Write about your favorite part of the story so far.
- BB. Write about a part of the book that surprised you.
- CC. Describe the setting of the book. What is the time and place of the story?
- DD. Write a letter to the author of one of the books you've read this summer telling him or her about what you like about his writing.
- EE. Design a movie poster that could be used if your book was being turned into a movie.
- FF. Make a list of all the words you can think of that describe a character in the book you're reading.
- GG. Create a comic strip that illustrates the story so far.
- HH. Draw the main character in the story and list three important things he or she says in the text.
- II. Read for 15 minutes in a shady spot. Write in your journal about your favorite character so far.
- JJ. Write out the letters SUMMER BOOK CAMP. Now, write all the words you can make out of the letters from these words.
- 



### Summer Book Camp Calendar

On the July and August calendars at the back of this packet you can write the letter or letters of the activity you completed on each day – Monday through Friday! Feel free to tear off the calendar page and keep it somewhere convenient (like the door of your fridge!). The calendar page does NOT have to be returned with the rest of your packet it is for you to keep track of your activities.













Activity Letter: \_\_\_\_\_

Date: \_\_\_\_\_

Activity Letter: \_\_\_\_\_

Date: \_\_\_\_\_

Activity Letter: \_\_\_\_\_

Date: \_\_\_\_\_

Activity Letter: \_\_\_\_\_

Date: \_\_\_\_\_

Activity Letter: \_\_\_\_\_

Date: \_\_\_\_\_

Activity Letter: \_\_\_\_\_

Date: \_\_\_\_\_



# JULY 2019

SUNDAY	MONDAY	TUESDAY	WEDNESDAY	THURSDAY	FRIDAY	SATURDAY
	1	2	3	4	5	6
7	8	9	10	11	12	13
14	15	16	17	18	19	20
21	22	23	24	25	26	27
28	29	30	31			

# AUGUST 2019

SUNDAY	MONDAY	TUESDAY	WEDNESDAY	THURSDAY	FRIDAY	SATURDAY
				1	2	3
4	5	6	7	8	9	10
11	12	13	14	15	16	17
18	19	20	21	22	23	24
25	26	27	28	29	30	31