





Getting Ready for School: Essentials

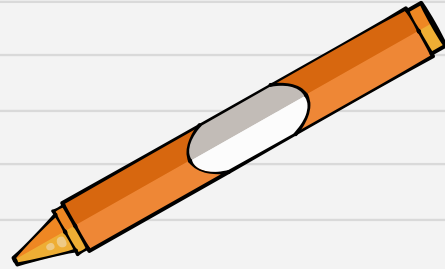
Dr. Charles R. Drew Elementary
2020-2021



DREW Welcome to the 2020-2021 School Year



School Essentials



Head Start

**Monday, Tuesday, Thursday, Friday
Schedule**

Live Instruction

9:00-3:15 w/ breaks and
movement

Lunch - 90 minutes

11:30 - 1:00

Head Start Subjects

- Class meetings - 30 minutes
- Science/Social Studies - 30 minutes
- English Language Arts- 70 minutes
- Math - 75 minutes

Wednesday Schedule

**Live Morning Instruction
9:00-11:30**

- Science/Social Studies - 30 minutes
- Math - 30 minutes
- English Language Arts- 30 minutes

**Lunch - 90 minutes
11:30 - 1:00**

Afternoon- 1:00 - 3:15

- Small group instruction
- Related Service
- Independent work
- Admin office hours

PreK AM and PM

**Monday, Tuesday, Thursday, Friday
Schedule**

Live Instruction

AM: 9:00-11:30

w/ breaks and movement

PM: 12:45 -3:15

w/ breaks and movement

PreK Subjects

- Class meetings - 15 minutes
- Science/Social Studies - 30 minutes
- English Language Arts- 35 minutes
- Math - 35 minutes

Wednesday Schedule

Live Morning Instruction

AM: 9:00-10:15

w/ breaks and movement

PM: 10:30 - 11:45

w/ breaks and movement

Afternoon- 1:00 - 3:15

- Small group instruction
- Related Service
- Independent work
- Admin office hours

Grades K-5

Monday, Tuesday, Thursday, Friday Schedule

Live Instruction

9:00-3:15 w/breaks

90 minute lunch - 11:30 - 1:00

Core Content Ranges

Social Emotional Learning - 30 minutes

English Language Arts - 90 minutes

Math 85- 90 minutes

Science or Social Studies - 30 minutes

Art, Music, PE - 40 -45 minutes/ wkly

Monthly Counseling and Media Lessons

Wednesday Schedule

Live Morning Instruction

9:00-11:30

- English Language Arts - 75 minutes
 - Math - 75 minutes

Lunch - 90 minutes

11:30 - 1:00

Afternoon

1:00 - 3:15

- Small group instruction
- Related Services
- Independent work
- Admin office hours



Attendance



Daily attendance will be taken in the morning and afternoon.

Teachers will mark students present for a class in one of three ways:

1. Student attends a live virtual learning class via Zoom
2. Student completes an Attendance Check-in on myMCPS Classroom during a live or recorded class
3. Student engages in an online discussion thread on myMCPS Classroom during a live or recorded class

Recording Instruction

Drew will be recording daily instruction across all grade levels. The goal is to provide students with flexibility to experience live learning.

1. Parent consent for recording will be in the Synergy portal.
 - a. MCPS has created a firewall around our children to protect all MCPS students and staff
 - b. The focus of the recording is on the direct whole group instruction - not student interactions
 - c. Access is limited only to students enrolled in that class using only their MCPS email accounts
 - d. Videos are NOT downloadable

Recording Instruction

Parents opting for a camera/mic off approach will be given alternative ways to continue to show student engagement.

Students will be expected to show engagement in ways like:

- a. Chat
- b. Polling
- c. Reactions
- d. Discussion threads

Live vs Asynchronous Instruction

Drew will also be allowing teachers and students to engage in small group breakout rooms. In this situation, teachers will have the ability to move between groups to support student understanding.

1. Breakout rooms will not recorded.
2. No student will be placed in a room by themselves.

Curriculum



- English Language Arts
 - PreK - 5 Benchmark Advance
 - CES AEI curriculum (Junior Great Books/ William and Mary)
- Math- Great Minds Eureka (all)
- Science - Next Generation Science Standards (NGSS)
- Social Studies- MCPS Curriculum
- Social Emotional Learning - Be Well 365 Curriculum
- Specials: Art, Music, P.E.
 - All students will receive 3 specials a week
 - Specialist will come into the classroom Zoom link
- Media and Counseling once monthly



Setting Your Child Up for Success

- **Before school**

- Get a good night's sleep
- Establish a morning routine
 - Get out of bed, get dressed for school, eat your breakfast, and move to your learning area
 - Considerations for a designated learning area for school:
 - A quiet work area with appropriate light
 - Desk, Dining room table, kitchen counter, desk
- Log-in to Zoom 15 minutes before class starts (8:45/12:45)





Setting Your Child Up for Success

- Gather learning materials for the day
 - Student workbooks: Benchmark (ELA) and Eureka (Math) workbooks
 - Student supplies: Writing utensils / notebook / scratch paper / whiteboard and marker
 - Charged Chromebook
 - Mouse (if possible)
 - Headphones (if possible)





Setting Your Child Up for Success

- **After school**
 - Turn electronics off
 - Have a healthy snack
 - Exercise
 - Get fresh air
 - Finish classwork or homework
 - Go to bed on time







Technology



Parent Technical Support
Parents who need technical help can...

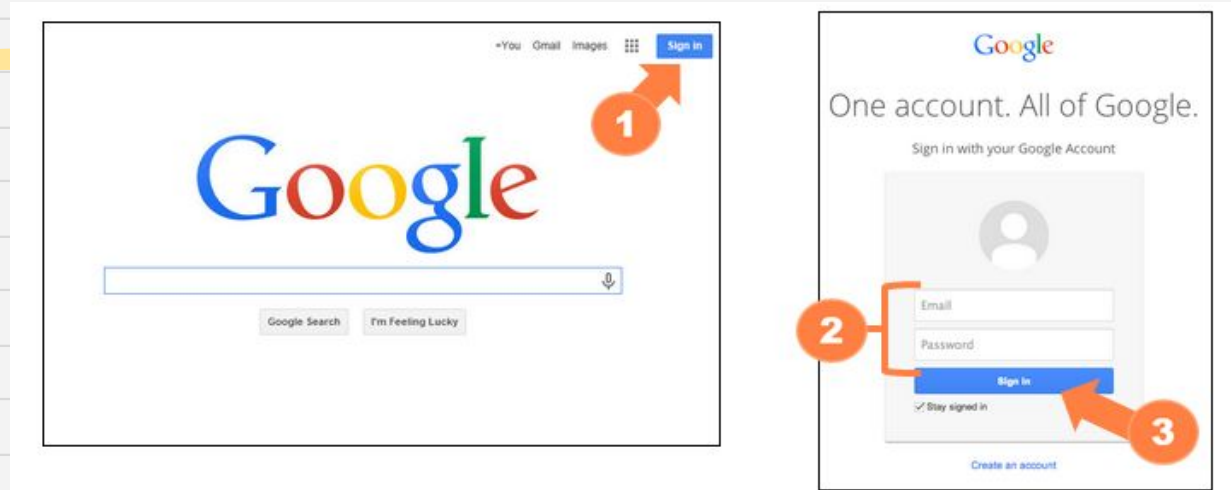


Call: 240-740-7020
Monday-Friday between 7am and 8pm



Email:
communitytechsupport@mcp.smd.org

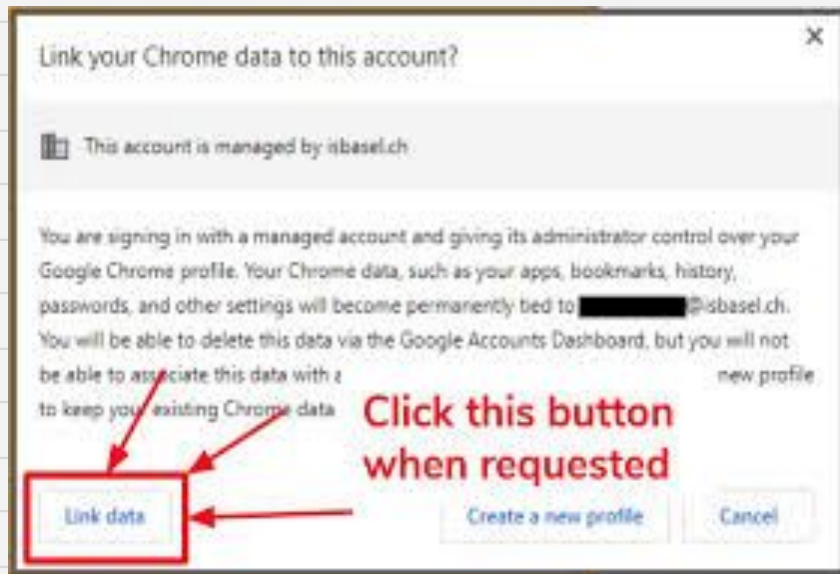
How does my child log into their Google account?



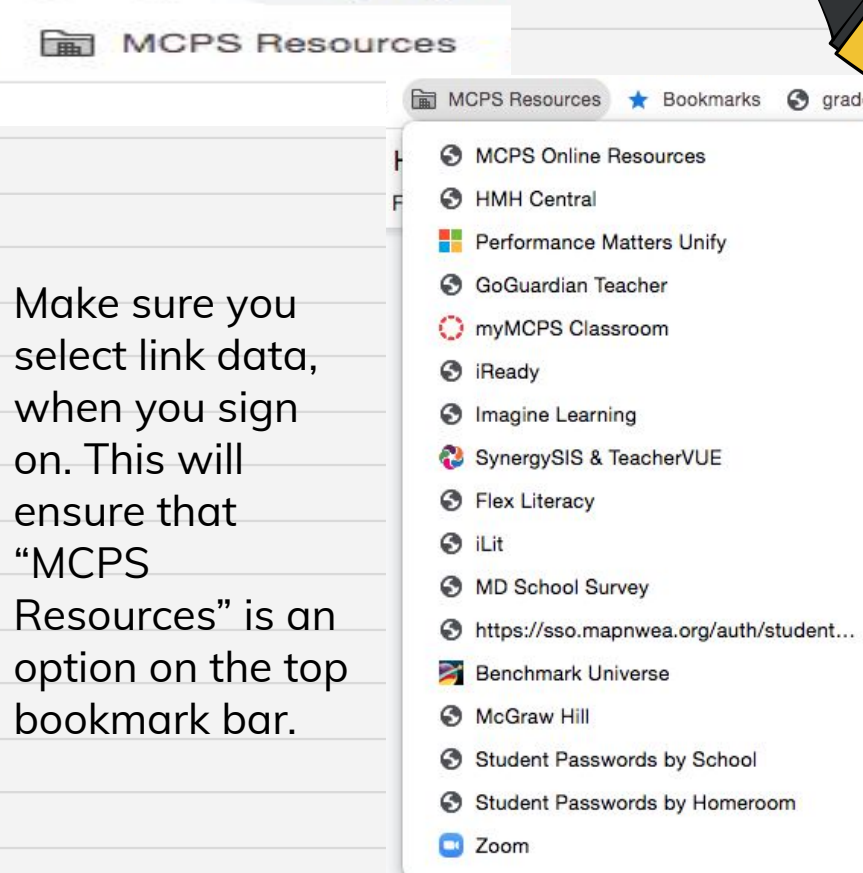
To log into your Google Apps account:

1. Go to <https://www.google.com>
2. Click **Sign In**
3. Enter your MCPS Google email address and your assigned password. (mcpsmd.net account)
4. Click **Sign in**

How does my child log into their Google account?



Many of the resources your child will need, will be here.



Make sure you select link data, when you sign on. This will ensure that "MCPS Resources" is an option on the top bookmark bar.



HELPFUL TIPS AND GETTING STARTED!!



FOLLOW THE
LINK BELOW.



MCPS ZOOM Guide

https://drive.google.com/file/d/1428yrUywHbTx8OEF8OtNj6ID1_JLnnHi/view?usp=sharing

Setting up your MCPS-Licensed Zoom Account

1. Visit <https://mcpsmd.zoom.us>.
2. Click **Login**.
3. Enter your **MCPS Google email address (@mcpsmd.net)** and password to continue.
4. You will be able to view your Zoom profile and settings. As a student, it may appear that you can host meetings, however, other students and staff ARE NOT ABLE to join or participate in their meetings. The purpose of the account is to give you the ability to join your teacher's meetings.



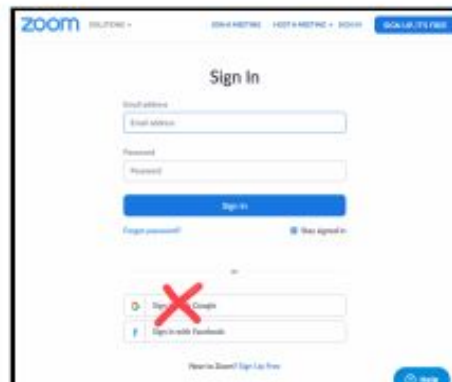
Check out [this screencast](#) to learn more!

***Note:** If you visit the Zoom website (<https://zoom.us>) and choose to login with Google, you ARE NOT signing in to your MCPS-licensed account and will be associated with the free or "Basic" version of Zoom. Please use the previous steps provided to access Zoom for MCPS.

Correct Login Page!



Wrong Login Page!



zoom



Look for the link on your child's classroom homepage.

**Logging
In from
Canvas**

The screenshot shows a classroom homepage. On the left is a blue sidebar menu with icons and labels for: MCPS, Account, Admin, Dashboard, Courses, Calendar, Inbox, Commons, Studio, Resources, and myMCPS Portal. The main content area has a header with navigation links like 'Collaborations', 'Google Drive', 'Nearpod', 'New Analytics', 'Discovery Education', 'Studio', and 'Settings'. Below the header are three large blue boxes labeled 'Our Math Class', 'Our Social Studies Class', and 'Our Science Class'. Further down, there's a 'Welcome Note' section and a 'Zoom Rules' section. The 'Zoom Rules' section contains the text: 'Below is our class zoom link', 'Zoom Info', 'Link: https://mcpsmd.zoom.us/j/848123456789', 'Meeting ID: XXXX XXXX XXXX', 'Passcode: (Teacher's Last Name)', and 'One tap mobile'. At the bottom, there's contact information: '@mcpsmd.org', '@mcspd.net', and '301-555-5555'. A small thumbnail of the Zoom app interface is in the bottom right corner.

Leadership Presentati... x Leadership 8.12.20 - x DES Getting Ready for x Learning Skills (Home... x Summer Leadership x Schedule - Google Dr... x Login with SSO - Zoom x +

mcpmsmd.instructure.com/courses/1548/pages/learning-skills-homeroom-page-example

Apps MCPS Resources My TU - Towson U... Bus Dismissal Cha... For Staff - Montg... Mail - Hemme, All... MCPS SLMP Site Drew One Sheet Dr. Charles R. Dre... Other Bookmarks

MCPS

Collaborations

Google Drive

Nearpod

New Analytics

Discovery Education

Studio

Settings

Account

Admin

Dashboard

Courses

Calendar

Inbox

Commons

Studio

Resources

myMCPS Portal

Our Math Class

Our Social Studies Class

Our Science Class

Graders

Welcome Note:

School starts everyday at 9:00am. Please make sure you are signed into our Zoom meeting no later than 8:55am so we can get started on time.

Zoom Rules

Below is our class zoom link

Zoom Info

Link: <https://mcpsmd.zoom.us/j/848123456789>

Meeting ID: XXXX XXXX XXXX

Passcode: (Teacher's Last Name)

One tap mobile

If you have any questions please don't hesitate to contact me through the Canvas inbox or by my contact information below.

@mcpsmd.org

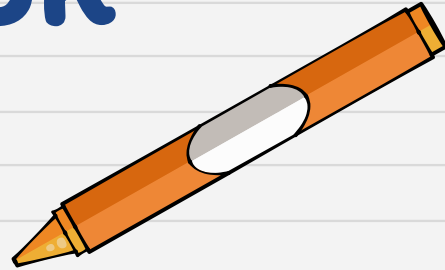
@mcspd.net

301-555-5555

[https://mcpsmd.instructure.com/courses/1548/pages/Zoom Expectations?titleze...](https://mcpsmd.instructure.com/courses/1548/pages/Zoom%20Expectations?titleze...)

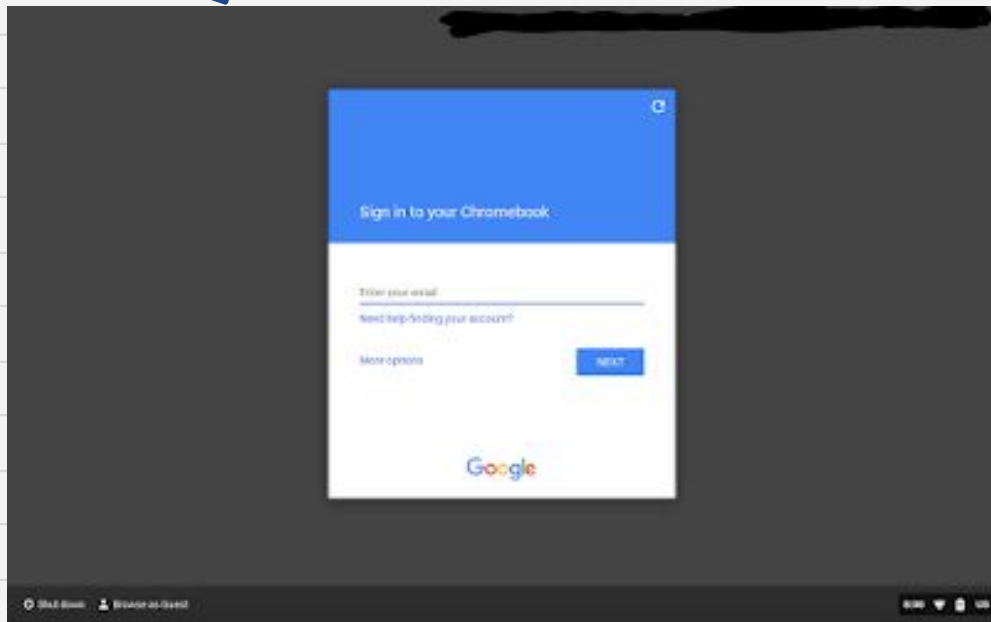


Accessing Canvas on a Chromebook





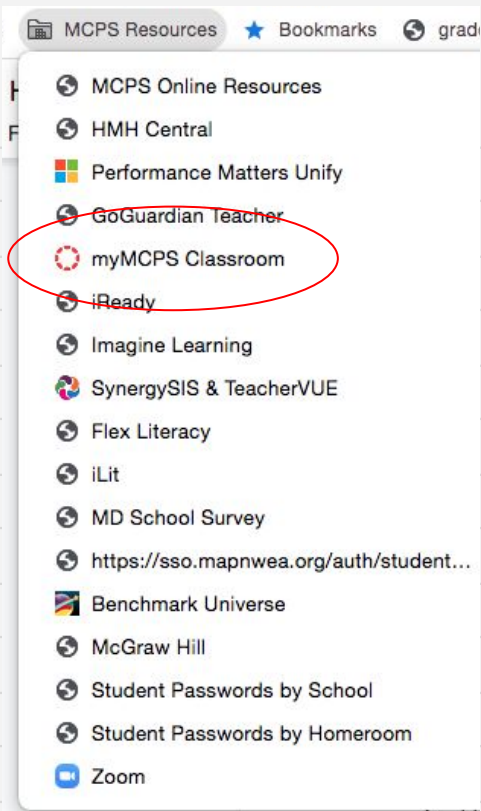
Step 1: Sign in with an MCPS .net account



Log in using your child's MCPS .net username
(123456@mcpsmd.net) and password



Image taken from:
<https://lh3.googleusercontent.com/-rQNTL1Z0jQM/V4ZdeyKqFyl/AAAAAAAAEX0/f4N-glOk5ZEiA6O9dTUT6bMuPnomq9WVwCLcB/s400/Screenshot%2B2016-07-13%2Bat%2B8.00.52%2BAM.png>

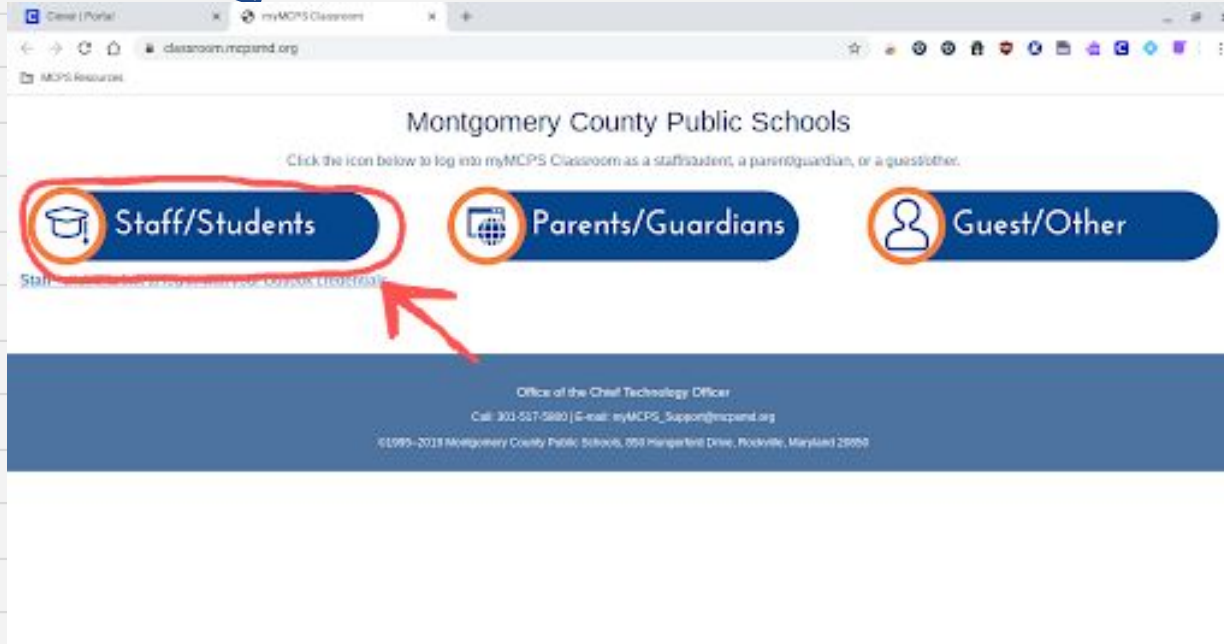


Step 1: Get to MyMCPS

Log in using your child's MCPS .net username
(123456@mcpsmd.net) and password



Step 3: Log in to Canvas



Click the login button labeled Staff/Students



- Account
- Admin
- Dashboard
- Courses
- Calendar
- Inbox 2
- Commons
- Studio
- Resources




ELA Boost Grade 3
ELA Boost Grade 3





Math Boost Grade 3
Math Boost Grade 3






Ms. Gray's Virtual Class
Gray SCB 1-4








A 2020-2021 Drew Leadership
Drew Leadership

3  




A Drew Staff
Drew Staff

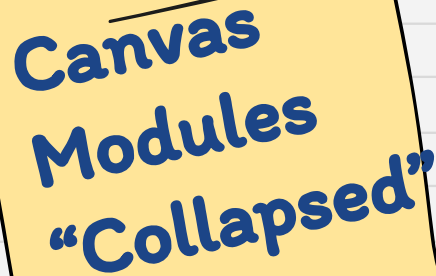


EUREKA MATH™
for Montgomery County Public Schools

Eureka Math
EM



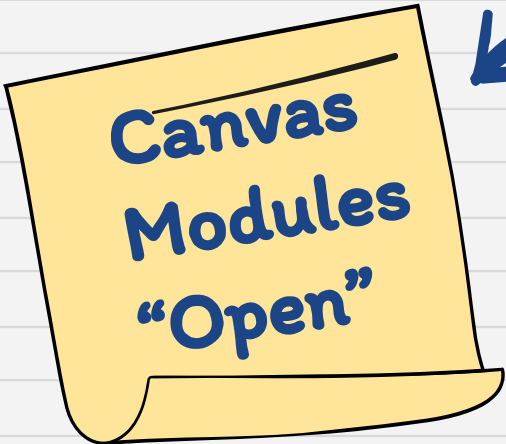




Canvas Modules “Collapsed”



- Schedule to Access Meetings/Office Hours
- Mobymax Login (Goal: 30 Minutes Daily)
- Week of June 8 (LAST WEEK!!)



Canvas Modules “Open”



▼ Week 4 (August 3-7)



Reading Test

Aug 7 | 0 pts



Wednesday Math Assessment

Aug 7 | 0 pts



Wednesday ELA Assessment

Aug 7 | 0 pts



Our Math Class



Our Social Studies Class



Our Science Class

____ Graders

Welcome Note:

School starts everyday at 9:00am. Please make sure you are signed into our Zoom meeting no later than 8:55am so we can get started on time.



Zoom Rules

Below is our class zoom link

Zoom Info

Link: <https://mcpsmd.zoom.us/jdkldhglksdjgdjssakdjg;ds>

Meeting ID: XXXX XXXX XXXX

Passcode: (Teacher's Last Name)

One tap mobile

If you have any questions please don't hesitate to contact me through the Canvas inbox or by my contact information below.

[@mcpsmd.org](mailto:____@mcpsmd.org)

[@mcspd.net](mailto:____@mcspd.net)

301-555-5555



Homepage Information





Submitting Work

Students will
submit all
work through
Canvas

| Home


Announcements

Assignments




Discussions







Communication

Teacher Information on Home Page

**Our Math Class**

**Our Social Studies Class**

**Our Science Class**

**Zoom Rules**



Monthly Newsletters

Every month you will receive a grade level newsletter to keep you in the loop and tell you all about what we are learning!

Drew Webpage



The screenshot shows the homepage of Dr. Charles R. Drew Elementary School. The header features the school's name and a dolphin logo. Below the header is a navigation bar with links: Home, About Us, myMCPS, Classrooms, Arts Integration, Staff Directory, Calendar, Media Center, and PTSA. A search bar is located on the right. On the left, there is a 'QUICK LINKS' sidebar with a list of links. The main content area displays 'Kindergarten' and 'Newsletters' with a list of monthly newsletters from October to March.

QUICK LINKS

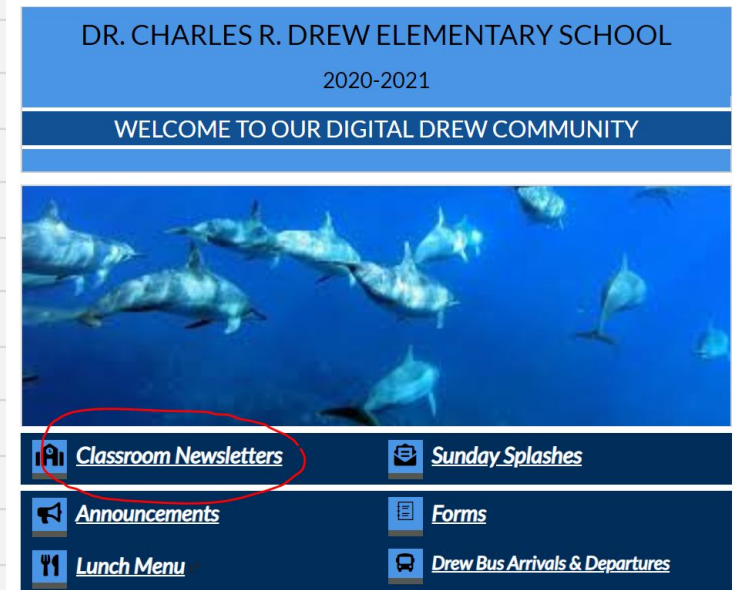
- Principal's Page
- Monthly Newsletters
- Bus Routes
- Report an Absence
- Absence Note
- Grading and Report Card Information
- Parent Curriculum Resources
- School Lunch Info
- Parent Information
- How to Volunteer

Kindergarten

Newsletters

- [October Newsletter](#)
- [Kindergarten Benchmark Unit 2 Parent Letter](#)
- [November Newsletter](#)
- [December Newsletter](#)
- [Kindergarten Benchmark Unit 3 Parent Letter](#)
- [January Newsletter](#)
- [February Newsletter](#)
- [March Newsletter](#)

Drew Community Canvas Course on MyMCPS



The screenshot shows the 'DR. CHARLES R. DREW ELEMENTARY SCHOOL 2020-2021' canvas course. The header is blue with the school name and year. Below the header is a dark blue bar with the text 'WELCOME TO OUR DIGITAL DREW COMMUNITY'. The main content area features a large image of dolphins swimming in the ocean. Below the image is a grid of links to various resources, with 'Classroom Newsletters' circled in red.

DR. CHARLES R. DREW ELEMENTARY SCHOOL
2020-2021

WELCOME TO OUR DIGITAL DREW COMMUNITY

Classroom Newsletters

Sunday Splashes

Announcements

Forms

Lunch Menu

Drew Bus Arrivals & Departures

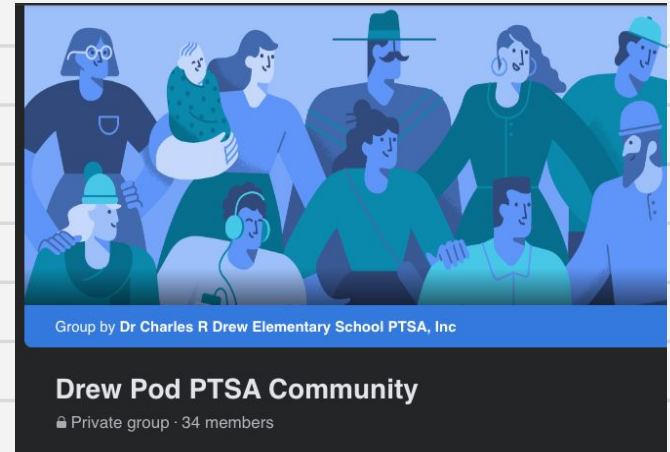
Follow us on Twitter



Twitter:

Twitter@DrCharlesDrewES

Follow us on the PTSA Facebook



Facebook:

Drew POD PTSA Community

Parent Teacher Communication!

Teachers and Staff will do their best to get back to you as soon as possible! You will hear back from us within 24 hours.


All teacher contact info will be on their homepage.



Sunday Splash Communication

Every Sunday evening, you will receive an email from Ms. Casper and Mrs. Yates with school updates and important information for all Drew families!

Please make sure Drew has your updated email on file to ensure you receive these important updates!



Class Dojo

Class Dojo

Teachers will be sending out reminders and communicating shorter messages to families using Class Dojo.

Teachers will provide more information about Class Dojo to families!

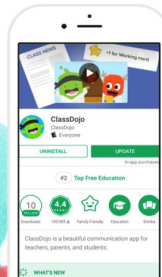
As a teacher, we will...

- Post announcements, updates and reminders
- Send short messages to families

! **Let's get connected!**
3 easy steps

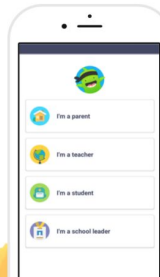
1

Download the app



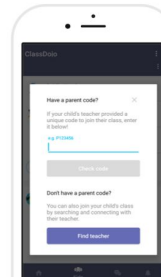
2

Sign up as a parent



3

Enter your code!





Parent Technology Resources

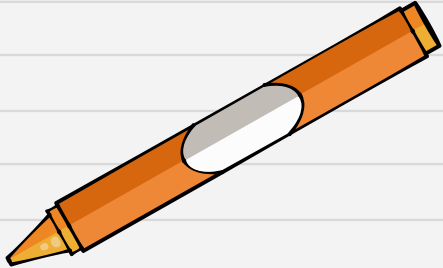



****Each session is 30-45 minutes in length****

Understanding Your MCPS Digital Backpack	Getting Started with ParentVUE	ParentVUE Online Registration for Annual Verification of Information
Parents will learn about the technology tools that teachers and students will use in distance learning.	The ParentVUE portal gives parents web and mobile access to grades, assignments, and communication with teachers. This system replaces the Parent Portal used in MCPS the last several years.	Starting this fall, parents will use ParentVUE's Online Registration to complete their annual verification of information. This includes making updates to addresses, phone numbers, health, emergency contacts, and more.
Aug 19 9:00 AM Register 12:00 PM Register 6:30 PM Register	Aug 20 9:00 AM Register 12:00 PM Register 6:00 PM Register	Aug 20 10:00 AM Register 4:00 PM Register 7:00 PM Register
Aug 24 5:00 PM Register	Aug 24 6:00 PM Register	Aug 24 7:00 PM Register
Aug 27 9:00 AM Register 12:00 PM Register (ASL) 5:00 PM Register	Aug 25 10:00 AM Register (ASL) 1:00 PM Register 6:00 PM Register	Aug 25 11:00 AM Register (ASL) 2:00 PM Register 7:00 PM Register
	Aug 31 6:00 PM Register	Aug 31 7:00 PM Register
	Sept 3 6:00 PM Register	Sept 3 7:00 PM Register



**We are excited to
see your children
at SNEAK PEEK on
Thursday
afternoon.**



Your child's teacher will notify you with specific times
between 2-4.