


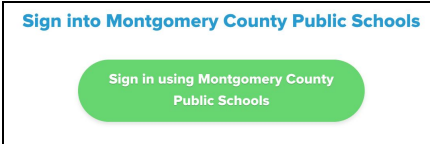

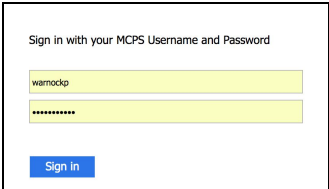
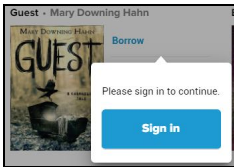

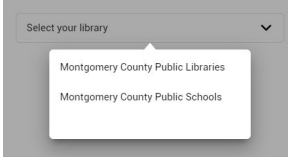
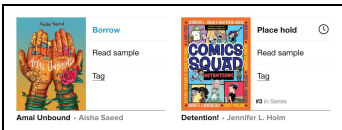



# USE THE SORA APP TO READ OR LISTEN TO BOOKS



<https://soraapp.com/library/montgomerymd>

Find My School	To Add the MCPL Digital Library
<p>Click on “<i>Find My School</i>” or “I Have a Setup Code-montgomerymd</p>	<p>Click on the <b>hamburger menu:</b> (Top right)</p> 
 <p>Choose your school or search for your school</p>	<p>Click <i>Add a public library</i></p> 
 <p>Click the green button.</p>	<p><b>Type:</b> <i>Montgomery County Public Library</i></p>  <p>Click: <i>This is my library</i></p>
 <p>Log in with your MCPS username and password (example: 123456@mcpsmd.org)</p>	<p>The first time you check out a book from the public library you may be asked to login.</p> 
 <p>Browse or Search for books.</p>	<p>Click <b>Sign In</b> and then Select Your Library</p>  <p>Select <b>Montgomery County Public Schools.</b></p>
 <p>If a book is checked out, you will see “Hold” instead of “Borrow”</p>	<p>Select Sign in Using Montgomery County Public Schools.</p>  <p>Log in with your MCPS username and password (example: 123456@mcpsmd.org)</p>