



# 2020 Summer ELO SAIL Parent Meeting

July 10, 2020

# OUTCOMES

- ✘ Hear the goals and expectations for ELO SAIL
- ✘ Review the Daily Schedule and expectations for student participation and learning
- ✘ Learn about the technology being used
- ✘ Understand who to contact for help
- ✘ Have your questions answered




















# THE CORE OF THE PROGRAM










# WELCOME TO ELO SAIL AT BEL PRE ES



Admin	Dr. Plotkin Program Admin	Mrs Miller Program Coordinator	Ms. Rodriguez Secretary	Mrs. Cordova-Orellana Parent Community Coordinator	ELO SAIL STAFF	
						
Kindergarten	Mrs. Harrod	Ms. Stancliff	Ms. Schnabel	Ms. Ford		
						
Grade 1	Mrs. Chimenian	Ms. Gonzalez	Ms. Hernandez	Ms. Porter	Mrs. Biles	
						
Grade 2	Ms. Brown	Mrs. Ford	Ms. Rego	Mrs. Taylor		
						

# MORE ELO STAFF

ESOL and Special Education	Mrs. Seymour	Mrs. Manzon				
						
Paraeducators	Mrs. Rouse	Mrs. Flores	Mr. Parrish	Ms. Gallardo	Mrs. Willems	Mrs. Kawamura
						Not pictured



[Bel Pre Staff Directory](#)





# WHAT TO EXPECT

- ✘ Students will receive **live** Reading, Math, Science, Coding, and Arts instruction Monday through Friday from 9am-10am **and** 12pm-2pm with their teacher via Zoom.
- ✘ Students are expected to use Dreambox and read **independently** between 10am and 12pm daily
- ✘ Students are expected to attend every day and teachers will take attendance in the morning session at 9am and during the afternoon session at noon.



# DAILY SCHEDULE

## School Hours:

9am-10am **and** 12pm-2pm  
each day

**Independent Work Hours  
and Lunch: 10am-12pm**

	Monday	Tuesday	Wednesday	Thursday	Friday
<b>Greetings</b> 9:00-9:10 (10 min.)	Greetings	Greetings	Greetings	Greetings	<b>Science Friday</b>
<b>Content</b> 9:10-10:00 (50 min.) (Whole group live lessons; Breakout rooms to support small group instruction; Independent self-paced practice & learning experiences)	<b>Math or Literacy</b>	<b>Math or Literacy</b>	<b>Math or Literacy</b>	<b>Math or Literacy</b>	
<b>DreamBox Learning/ Coding</b> 15-30 minutes	<b>Dreambox Learning</b> Self-paced			<b>Coding</b> Self-paced	<b>Coding</b> Self-paced
<b>Independent Reading/ Coding</b> 15-30 minutes	<b>Independent Reading</b> Self-paced				<b>Virtual Field Trip</b> Self-paced
<b>Lunch</b>	<b>Lunch</b>				
<b>Content</b> 12:00-12:50 (50 min.) (Whole group live lessons; Small group instruction; Interactive Read Aloud; Independent self-paced practice & learning experiences)	<b>Literacy or Math</b>	<b>Literacy or Math</b>	<b>Literacy or Math</b>	<b>Literacy or Math</b>	<b>Book Reviews Class Meeting &amp; Game Day Live</b>
<b>Movement Break</b> 12:50-1:00 (10 min.)	Movement	<b>Science</b> Self-paced	Movement	Movement	<b>Fine Arts</b> Self-paced
<b>Content</b> 1:00-1:30 (30 min.)	<b>Science</b> Live		<b>Fine Arts</b>	<b>Coding</b> Live	
<b>Class Meeting (SEL)</b>	<b>Class Meeting</b>	<b>Class Meeting</b>	<b>Class Meeting</b>	<b>Class Meeting</b>	<b>Class Meeting</b>









# ZOOM TOOLS



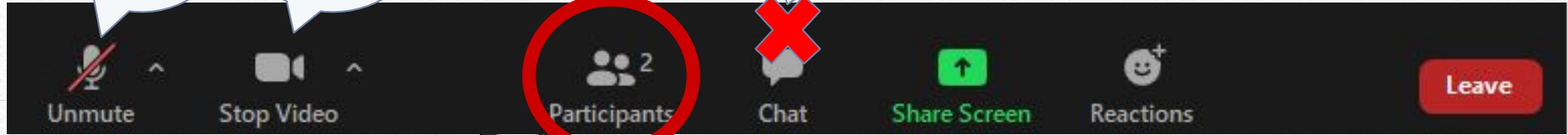
Stay muted unless called on




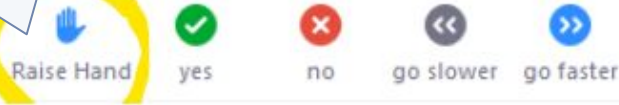
Keep video on








Use only when teacher tells you



Raise hand to participate



# TECHNOLOGY

	Using Zoom to meet with teachers
	For announcements, class information, resources, assignments
	For independent learning time between 10am-12pm
	May be used for independent reading and during live reading lessons with the teacher.
	Code.org will be used for coding lessons both with the teacher and independently.

*\*Kindergarten will start Dreambox during Week 2*



## Logging into MCPS-Licensed Zoom Accounts

To access and configure your MCPS-licensed Zoom\* account:

1. Visit <https://mcpsmd.zoom.us>.
2. Click **Login**.
3. Enter your **MCPS Google email address (@mcpsmd.net)** and password to continue.

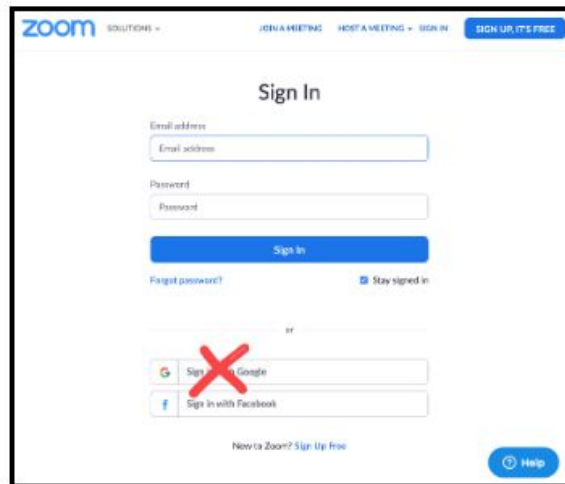
**\*Note:** If you visit the Zoom website (<https://zoom.us>) and choose to login with Google, you ARE NOT signing in to your MCPS-licensed account and will be associated with the free or “Basic” version of Zoom. Please use the previous steps provided to access Zoom for MCPS.

You must use your student’s MCPS account.

### Correct Login Page!



### Wrong Login Page!



# CLEVER - HOME PAGE ON CHROMEBOOK



**Clever** Search Portal

**MCPS**

Applications

G Suite for Education

Online Services

More apps

**Applications**

- Benchmark Education
- Discovery Education
- McGraw Hill
- myMCPS Classroom
- PM Unify | Students
- Scratch

**Dreambox Learning**

Benchmark Education Company

The screenshot shows the Clever home page. At the top is a blue header with the Clever logo, a search bar, and a 'Portal' dropdown menu. Below the header is a white sidebar with the MCPS logo and a list of categories: Applications, G Suite for Education, Online Services, and More apps. The main content area is titled 'Applications' and displays a grid of application icons. The icons include Benchmark Education, Discovery Education, McGraw Hill, myMCPS Classroom, PM Unify | Students, and Scratch. A white box with a black border highlights the text 'Dreambox Learning' in the center of the page.



## Online Services



Online Services



Encyclopedia  
Britannica Suite



Capstone  
Interactive  
Library



Capstone  
Interactive



CultureGrams



Destiny  
Discover



Applications

G Suite for Education

Online Services

More apps



FactCite123 &  
Lingo



KidsDiscover



Kids InfoBits



Mango  
Languages



NoodleTools



PebbleGo



Rourke  
Educational  
Media



Sora



TeachingBooks



TumbleBooks

# Clever

Google Search for MCPS Clever if using a non-MCPS issued computer.



## Montgomery County Public Schools

[Not your district?](#)



MCPS Staff | Log in with Active Directory



MCPS Students | Log in with Google

Having trouble? [Get help logging in!](#)

[District admin log in](#)



# HELPFUL RESOURCES



## Zoom

- [Comprehensive Zoom Guide](#)
- [Matching Zoom Meeting Purpose to Appropriate Settings](#)
- [Getting Started and Troubleshooting with Zoom](#) [Entrada a zoom](#)
- [Zoom for Students English \(español\)](#)



## myMCPS

**Supporting Parents with Accessing Student Courses**  
myMCPS Classroom is new for many parents who are now working with students to navigate distance learning. The resources provided assist parents and students with getting and navigating the content in myMCPS Classroom.

- [myMCPS Classroom MCPS website](#)
- [myMCPS Classroom Student Guide](#)
- [Elementary Passport to Canvas Course \(Tour for Parents/Students\) \(español\)](#)

### Using Content in myMCPS Classroom (Commons/Direct Share/Copy To)



It is easy to share content between your courses and with your colleagues in MCPS. There are three sharing options in myMCPS Classroom:

- [Importing Content from Commons](#)
- [Direct Share: Copy to ... course to course](#)
- [Direct Share: Send to...teacher to teacher](#)

## Mobile Hotspot



Getting started with a mobile hotspot:  
[English](#) / [español](#) / [tiếng Việt](#) / [አማርኛ](#) / [français](#) / [中文](#)



### [Chromebook Distribution](#)

### [Meals](#)



### [Technology Troubleshooting](#)

**Curated supports with videos from** by School Library Media Programs' staff from recent Quick Guides, Emails, FAQs, Community communications, etc. that all pertain to instructional technology implementation. This is a "living" document and will be continually updated.

## CHANGING BROWSER PROFILE VIDEO

# DREAMBOX

- ✗ Students are expected to use Dreambox daily during their independent time (10am-12pm)
- ✗ Students should complete at least 5 lessons per week
- ✗ Do your best to let the student do the work themselves

## Encourage These Healthy Student Habits for Success in DreamBox

- 1 **Try every problem:** persist even when it is hard. ✓
- 2 **Finish every lesson:** persevere instead of choosing another lesson. ✓
- 3 **Utilize in-lesson support:** the feedback, hints, and help are created to assist you. ✓
- 4 **Use headphones with volume on:** listen to the directions, assistance, and feedback. ✓
- 5 **Work Independently:** don't let others do your work for you. ✓





# DREAMBOX



## Yellow lessons

- New lessons
- Students have not mastered



## Green lessons

- Review Lessons
- Can be played multiple times



## Orange lessons

- Proficient content with different manipulative

Kirstie 3 dreambox

5 + 5 = 5 2

5 - 10 = 5 4

5 + 5 = 5 3

Access through Clever

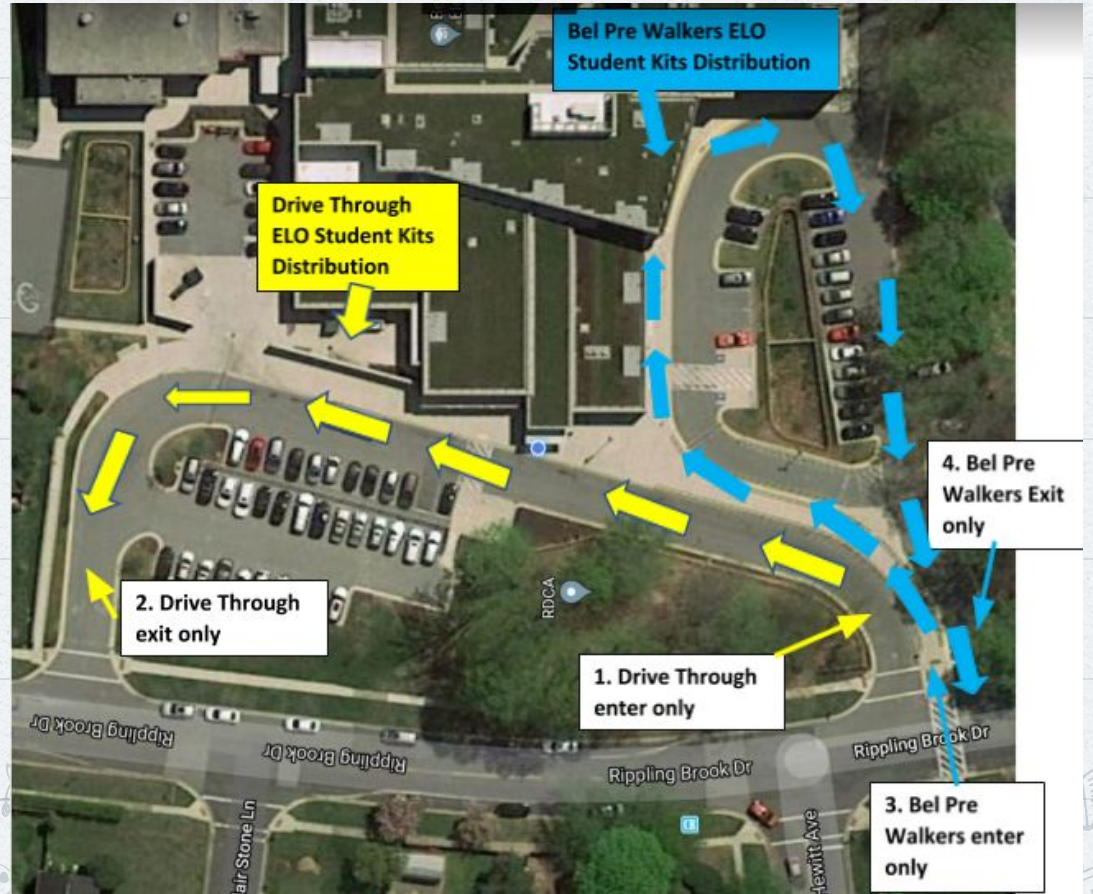


# MATERIALS PICK UP

Monday-1pm-6pm

Tuesday-12pm-6pm

at Bel Pre ES



# NEED A CHROMEBOOK OR MIFI?

You can pick them up at:

45 W. Gude Drive

Monday – Friday

10:00 a.m. – 12:00 p.m.





# WHO TO CONTACT



Help with  
Technology

240-740-7022



Help with  
Curriculum or  
lessons

Classroom Teachers

Teachers will share their contact info



Other Issues or  
questions

Dr. Plotkin

[Sookhee\\_K\\_Plotkin@mcpsmd.org](mailto:Sookhee_K_Plotkin@mcpsmd.org)

Mrs. Miller

[Christine\\_E\\_Miller@mcpsmd.org](mailto:Christine_E_Miller@mcpsmd.org)



# QUESTIONS

